

Eero Brandt

portfolio



2025

Contents



1 Exhibition design

What

Exhibition design for ERC-funded research project: Refashioning the Renaissance, Reconstructing Everyday Fashion, 1550–1650

When & Where

September 2021, Dipoli Gallery, Espoo Finland



As an **Exhibition Designer**,

I was responsible for the designing the exhibition of a research project called, Refashioning the Renaissance.

I led the development of an engaging narrative, working closely with curators, and experts to achieve an **approachable exhibition**. I created layout plans, flow charts, mapped everything to the exhibition space, used design heuristics for **readability**, and **managed** the production schedule and budget. I also provided marketing and outreach material, and helped organizing the **events** connected to the exhibition.

Process

Sections



Color scheme

- Green: 0e5e61
- Pink: f7b5af
- Light Pink: v
- Grey: 808a83
- Light Grey: aeb6a9
- Text Dark Grey: 353535


Font

Playfair Display
Open Sans

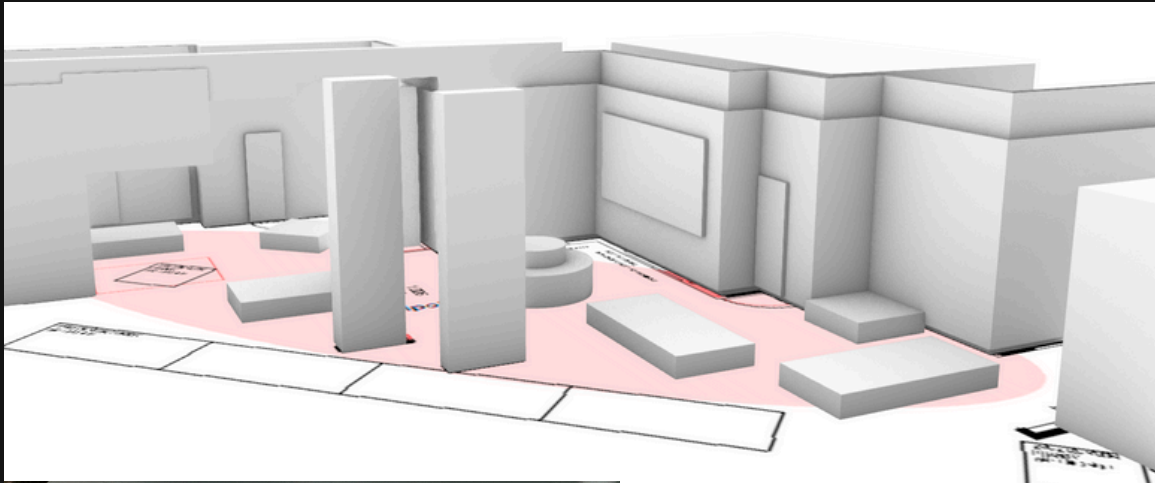
Logos



Refashioning
the Renaissance



Section planning



Graphic design



REFASHIONING
THE RENAISSANCE

Exhibition

Aalto University, Dipoli, Otakaari 24, 01250 Espoo, Finland | Free entry
13.9.-29.10.2021 | M. - Th. 7:45-20:00 / F. 7:45 - 18:00 / S. 10:30- 15:30

Reconstructing Everyday Fashion

1550-1650



REFASHIONING
THE RENAISSANCE

Exhibition

Reconstructing everyday fashion, 1550-1650
13.9.-29.10.2021 | M. - Th. 7:45-20:00 / F. 7:45 - 18:00 / S. 10:30- 15:30
Aalto University, Dipoli, Otakaari 24, 01250 Espoo, Finland

REFASHIONING
THE RENAISSANCE

Reconstructing everyday fashion, 1550-1650
13.9.-29.10.2021 | M. - Th. 7:45-20:00 / F. 7:45 - 18:00 / S. 10:30- 15:30
Aalto University, Dipoli, Otakaari 24, 01250 Espoo, Finland

REFASHIONING
THE RENAISSANCE

Reconstructing everyday fashion, 1550-1650
13.9.-29.10.2021 | M. - Th. 7:45-20:00 / F. 7:45 - 18:00 / S. 10:30- 15:30
Aalto University, Dipoli, Otakaari 24, 01250 Espoo, Finland



REFASHIONING
THE RENAISSANCE

Exhibition

Reconstructing everyday fashion, 1550-1650
13.9.-29.10.2021 | M. - Th. 7:45-20:00 / F. 7:45 - 18:00 / S. 10:30- 15:30
Aalto University, Dipoli, Otakaari 24, 01250 Espoo, Finland

REFASHIONING
THE RENAISSANCE

Reconstructing everyday fashion, 1550-1650
13.9.-29.10.2021 | M. - Th. 7:45-20:00 / F. 7:45 - 18:00 / S. 10:30- 15:30
Aalto University, Dipoli, Otakaari 24, 01250 Espoo, Finland



Finished exhibition

https://refashioningrenaissance.eu/reconstructing_everyday-fashion-1550-1650/



2. UX & Service design traineeship


Fiskars Village Art & Design Biennale, Onoma - Fiskars

Role & Responsibilities

As a UX and Service Design Trainee at Onoma, I improved workflow efficiency for 15+ exhibition guides and optimized visitor service pathways for 25,000+ attendees at the Fiskars Village Art & Design Biennale 2022, one of Finland's largest design events. My role focused on service process improvements, digital tool integration, and operational optimization. Additionally, I gained experience in freelance service design, managing contracts, pricing, and applying PDCA (Plan-Do-Check-Act) for continuous improvement.

Key Achievements

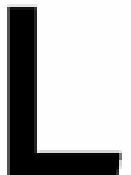
- **Service Process Optimization:** Identified 10+ workflow inefficiencies, streamlining daily operations and reducing guide onboarding time by 30%.
- **Ticketing & POS System Improvement:** Optimized Zettle Go, creating shortcuts that reduced transaction time by 40% and standardized POS interfaces across 3 locations.
- **Internal Communication & Digital Tools:** Implemented Slack, Google Calendar, and Excel, cutting down scheduling conflicts by 50% and improving response times.
- **Navigation & Accessibility Enhancements:** Redesigned wayfinding and signage, increasing visitor flow efficiency by 25%, and improved exhibition accessibility with 2 new ramps and digital walkthroughs. Optimized visitor information points to reduce inquiries.



FISKARS
VILLAGE
ART &
DESIGN
BIENNALE

HIDDEN

Aistien
muodot
Sinnenas
former
Forms of
the Senses



Skills & Impact

- UX & Service Design: Customer journey mapping, process automation, and workflow optimization.
- Process Digitalization: Implemented tech-driven solutions, reducing manual workload by 40%.
- Project Management: Managed stakeholder coordination, service pricing, and contract negotiations.
- Results: Improved operational efficiency, enhanced visitor satisfaction, and developed scalable service solutions for future Fiskars Biennale events.

This traineeship provided hands-on experience in UX, service design, and process improvement, equipping me with data-driven problem-solving and operational efficiency expertise.



FISKARS
VILLAGE
ART &
DESIGN
BIENNALE

HIDDEN

Aistien
muodot
Sinneas
former
Forms of
the Senses



EXHIBITION
UTSTÄLLNING
NÄYTTELY

5.8. – 3.9.2022

FISKARS VILLAGE
ART & DESIGN
BIENNALE

kantokyky



Eero Brandt
Rami Farooq
&
Lina Herrmans

MON-SUN 11-16
MA-SU 11-16

FISKARSINTIE 333,
FISKARS, FI

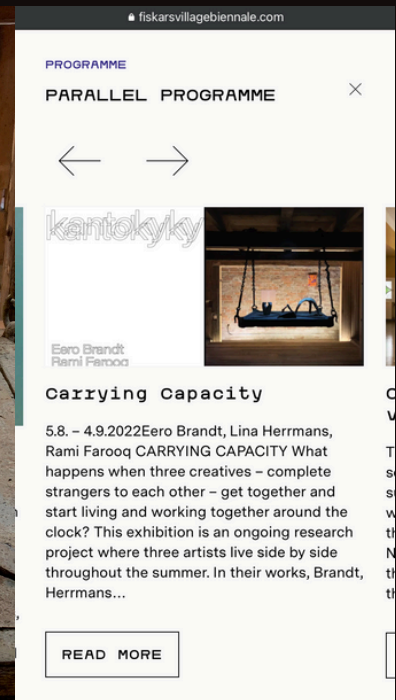
3. kantokyky exhibition Joint art and design exhibition, Fiskars

What happens when three creatives—complete strangers to each other—get together and start living and working together around the clock? This exhibition is an ongoing research project where three artists live side by side throughout the summer.

In their works, Brandt, Hermans, & Farooq discuss the meaning of the theme 'carrying capacity' in their own ways, from their own perspectives.

Both our planet's and our own mental carrying capacities' limits seem to be directly connected to each other. How do you support yourself in a time where nature has been pushed to its limit? Are we carried, and who carries us?

The feelings of separation and integration are interesting. What do you need to give up in order to come home and be whole again?



My take on the topic reflected the carrying capacity of earth. Regarding humans impact on earth and how we consume and how much we make CO2 emissions.

The pieces in the exhibition showcase alternative materials that can be produced from biowaste. The material has a very low carbon footprint compared to traditional malleable materials like clay and it's firing process. This was highlighted by the contraposition of showcasing glass and ceramics next to the biomaterials on the hanging historic cultivator from the grainery used as a display table.

Different variations of the material and their different properties were showcased in different pieces. The material experiments acted as a basis for my bachelor thesis.



4 Interior design & remodel

Focused on optimizing spatial flow, integrating functional storage solutions, and maintaining a clean, modern aesthetic, I managed this project from concept to execution, overseeing all aspects of design, building permissions, material selection, and contractor coordination to ensure precision and high-quality results.





Materiality & Finishes: The original wood floors were sanded and refinished to highlight their natural grain. All walls, ceilings, and trim were resurfaced for a consistent and refined appearance.

Living Room Storage & Layout: A fully redesigned layout features a custom-built, wall-wide shallow wardrobe with floor-to-ceiling folding-sliding doors. A recessed cutout was incorporated for TV, with hidden compartments for media consoles to keep cables and devices out of sight.



5. Compact module houses for seasonal workers, Malmö

This ongoing project focuses on designing efficient, durable, and comfortable single-room living spaces for seasonal workers. Each module is a self-contained unit with a multifunctional interior optimized for high-traffic use and ease of maintenance. The master modules are currently in production, setting the standard for future units. As the project's interior designer, I am overseeing the development of the master modules, ensuring that each unit meets functional, aesthetic, and durability requirements before full-scale implementation.



Spatial planning: The design maximizes functionality within a single-room layout, integrating sleeping, storage, and a compact kitchenette while maintaining an open feel. The bathroom is efficiently designed to fit a shower, toilet, and sink within a minimal footprint.

Materiality & Finishes: Durable, low-maintenance materials were selected for longevity and ease of cleaning. Moisture-resistant wall panels, high-quality laminate surfaces, and compact yet sturdy flooring ensure durability in high-use conditions.

Storage Solutions: Built-in storage is integrated under the bed, within wall-mounted cabinetry, and in multi-use furniture to minimize clutter and maximize available space.

Kitchenette Design: The compact kitchenette includes essential appliances, overhead storage, and a fold-down work surface for additional counter space. Materials were chosen for durability and ease of upkeep in a high-turnover setting.





Storage over the toilet to maximize the use of the limited space.

900 x 900 shower lined with 2 mm acrylic sheets for easy cleaning and to have the most of the usable space available for showering.



Finishes




WALLS
PAINTED



BACKSPALSH
TAVERTINE



CASHMERE
CABINETS




FLOORING
LVT



BATHROOM
TILING / ACRYLIC





900 mm diameter round table accompanied by two chairs with backrest for eating and working. On the wall above the table is a wall mounted TV.



Under bed storage with plastic bins that come with rollers underneath them.